

**AGI**

**BATCO**

UCX<sup>3</sup>

U-TROUGH BELT  
CONVEYOR



# UCX<sup>3</sup> U-Trough Belt Conveyor

10" U-Trough Tube | 15" Belt | Capacity up to 12,500 BPH | 49' Length

New from the gentle handling experts at AGI Batco comes the next innovation in grain conveying, the UCX<sup>3</sup> U-Trough Belt Conveyor.

This unique U-Trough shape delivers higher capacities without compromising the gentle handling of your commodity while still using a 15" wide Direct X belt. With this new shape and a 40 HP motor, AGI Batco pushes the capacities up to 12,500+ BPH (340 TPH) with canola under ideal conditions. Capacities for wheat and peas will differ, with capacities reaching up to 10,000 BPH.

Building on the success of the BCX<sup>3</sup> Field Loader, the UCX<sup>3</sup> features the All Farm Commodity System, including the turbo clean wash system, two belt scrapers, belt brush, precision-made urethane hopper seals, innovative hopper geometry, and the redesigned S-Drive with increased belt take-up to eliminate the risk of overtightening.


## UCX<sup>3</sup> 1549 FMD SPECIFICATIONS

| MODEL                 | BELT LENGTH | WEIGHT LBS      | UP-OPERATION |          | DOWN-OPERATION |     | WIDTH | HP GAS |
|-----------------------|-------------|-----------------|--------------|----------|----------------|-----|-------|--------|
|                       |             |                 | A            | B        | A              | B   |       |        |
| UCX <sup>3</sup> 1549 | 110' 8"     | Contact Factory | 19' 4.7"     | 23' 6.4" | 12'            | 24' | 8'    | 40     |



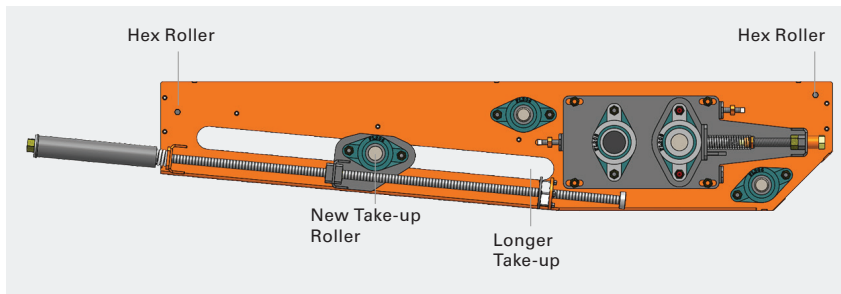
### All Farm Commodity System

Use this conveyor on all commodities including oil seeds with confidence. This model uses a belt brush, two belt scrapers and the turbo clean wash system, all of which were designed to keep debris off your belt and make clean-out easier than ever.



### Motor & Upgraded Drive Components

A powerful 40 HP EFI motor works alongside larger diameter triple groove pulleys, belts, and clutch delivering super-charged capacities.



### All New S-Drive

The take-up can now be easily adjusted with normal tools. You will no longer run the risk of over-tightening the pinch roller bearings, with the help of the built-in belt take-up.



\*Even in oil seeds, as long as proper clean-out procedures are strictly followed


### Torsion Idlers for Belt Drive

The belt drive has been redesigned without springs or rods for easier maintenance. This design keeps the engine fixed instead of moving to adjust the belt tension, putting the workload on the torsion idlers instead.



### Sealed Edge Belt

This industry-leading seal has a diamond profile and, when combined with the other All Farm Commodity System features, creates a near-perfect seal in the hopper.



### Redesigned Hopper

To keep grain where it should be and reduce spillage, AGI Batco has redesigned the hopper with urethane seals, a stiffened hopper cloth, urethane flashing, and a 32" parallel width for the full working length.



### Hopper Geometry

Easily fit under low bin unloads with this model's newly redesigned hopper. Sized to be lower, this hopper also has an intake designed for maximum grain flow with the least amount of disruption along the sides.



### Hydraulic System

The standard oil filter helps keep the oil system clean meaning less oil changes and wear on the whole system. The new high-quality pump and motor gives better performance and longevity. The oil pump is easier to adjust and is in an easier to access area making belt changes much faster. Designed to last longer, perform better especially in winter, and keep the system clean with a filter while using Automatic Transmission Fluid (ATF)




### IBEX Mover Kit - *The Mountain Goat*

The IBEX mover kit is powerful and easy to use, getting your conveyor where it needs to be fast. This mover has been redesigned with a built-in braking system, a 160° turning radius for tight yards, and a drop-and-go wheel move for quick set up. To give you better traction, the majority of the conveyor's weight is on the single tire. Control everything you need from the ergonomic command center, including the electric throttle, lights, start/stop, hydraulics, and electric clutch.



### Sealed, Straight-down Spout

Whether you're idling or operating at max speed, the spout stays sealed. This lets you to throttle down the conveyor for a quieter loading experience. Trucks can line up straight under the discharge – instead of the typical off-center position. Downspouts won't be as necessary for this unit, so you will be able to keep your conveyor at a lower working angle, increasing capacity.



**BATCO is an AGI Brand.**

AGI is a leading provider of equipment solutions for agriculture bulk commodities including seed, fertilizer, grain, and feed systems with a growing platform in providing equipment and solutions for food processing facilities. AGI has manufacturing facilities in Canada, the United States, the United Kingdom, Brazil, India and Italy and distributes its products globally.

## **AGI BATCO**

198 Commerce Drive, Winnipeg, Manitoba, Canada R3P 0Z6  
855.432.1990 | [aggrowth.com/batco](http://aggrowth.com/batco)

AGGROWTH.COM | [aggrowthintl](https://www.facebook.com/aggrowth)    